


# LEONARDO

FINAL RESULT





## MATERIALS

1. Double-sided tape
2. Xacto knife or scissors
3. Green dye


## STEPS

1. Cut along edge.
2. Fold body so one side overlaps the other; consider sizing body up to your egg before taping!
3. Tape inside of body, then tape on shell and head wrap to egg.



# RAPHAEL

FINAL RESULT

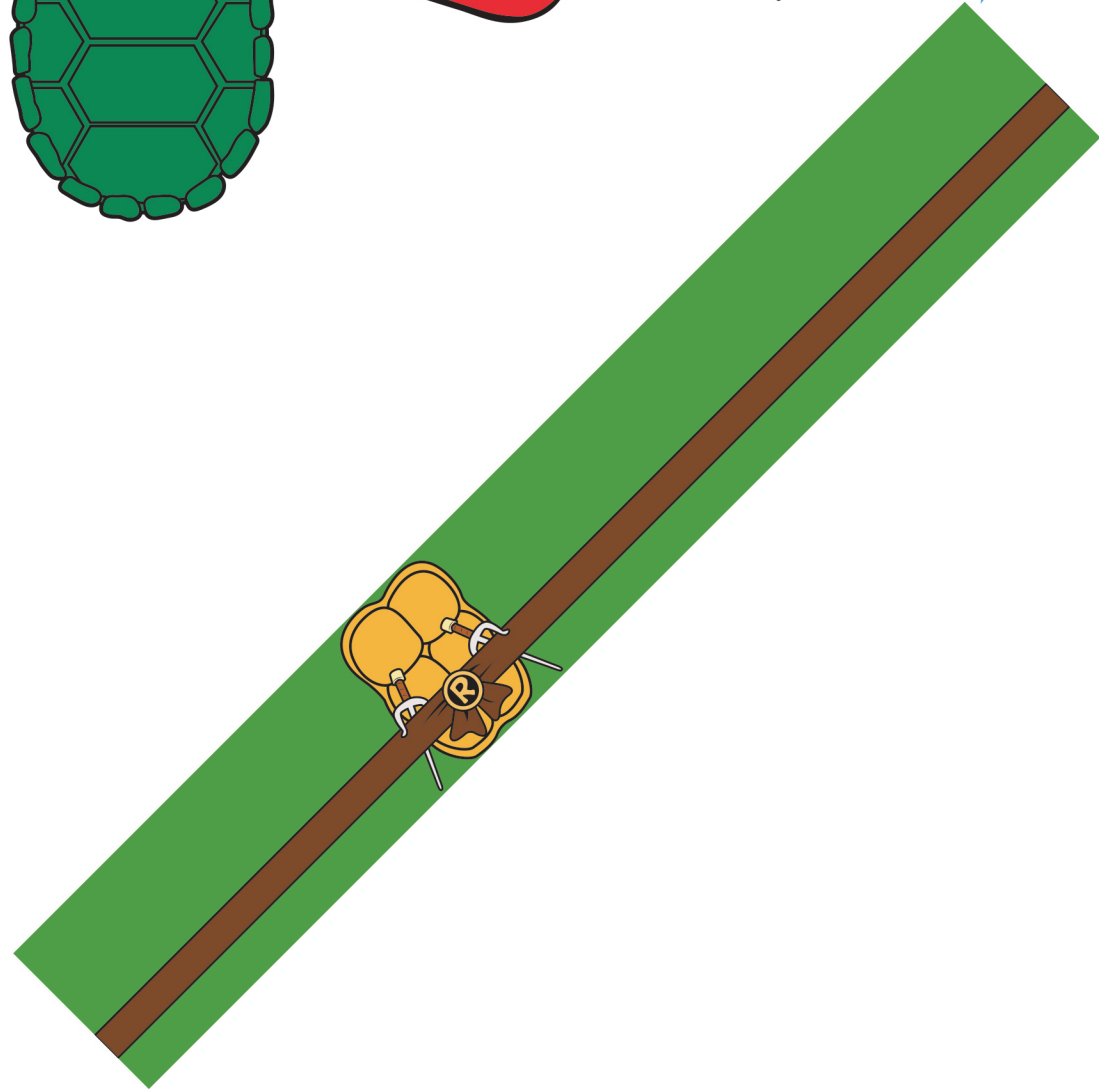
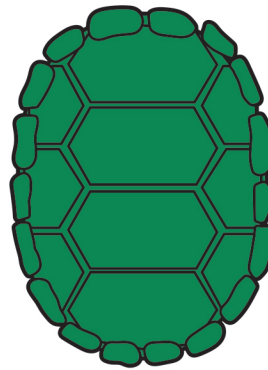


## MATERIALS

1. Double-sided tape
2. Xacto knife or scissors
3. Green dye

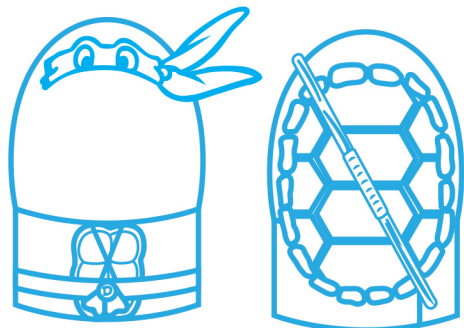
## STEPS

1. Cut along edge.
2. Fold body so one side overlaps the other; consider sizing body up to your egg before taping!
3. Tape inside of body, then tape on shell and head wrap to egg.



# DONATELLO

FINAL RESULT

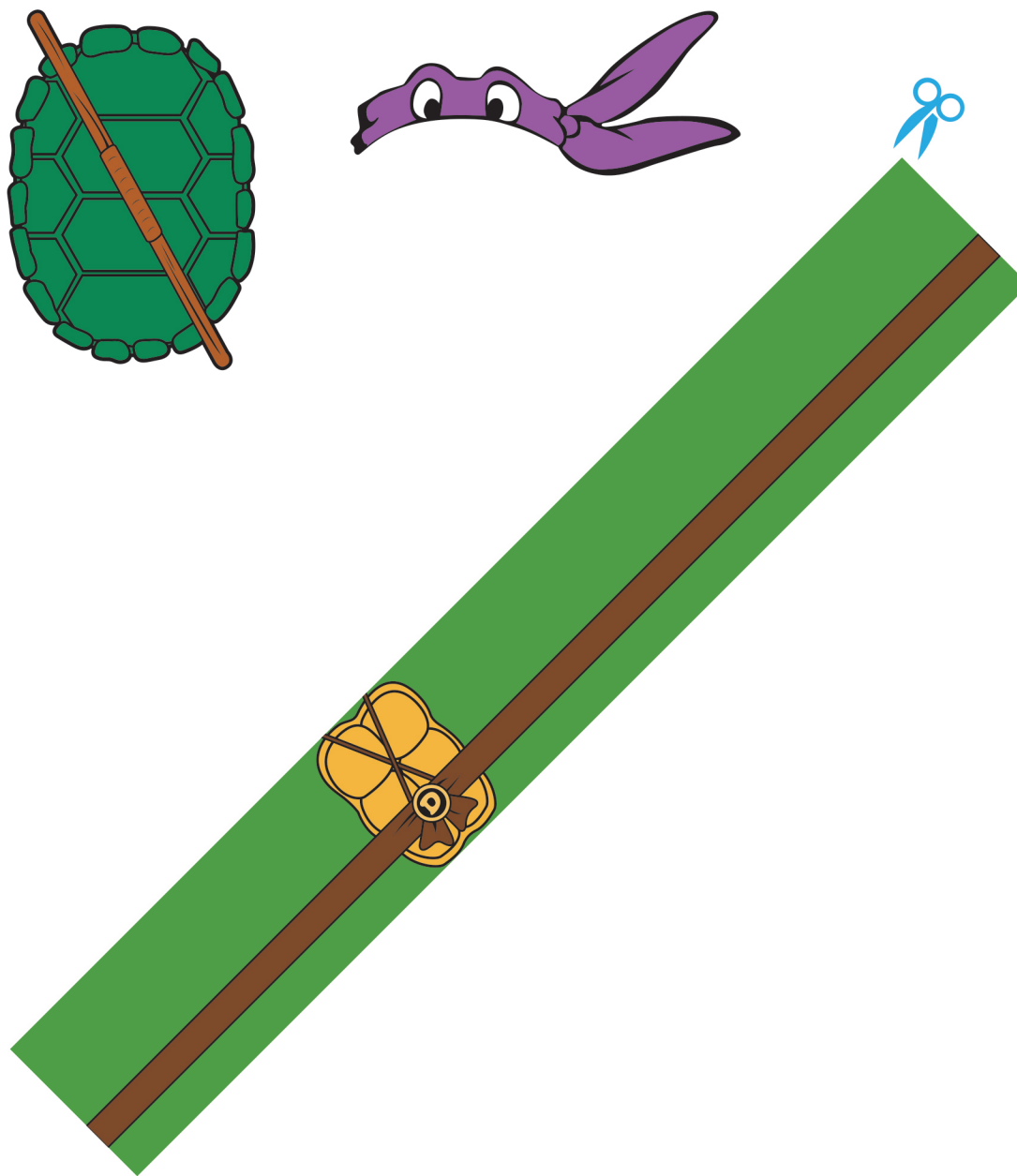


## MATERIALS

1. Double-sided tape
2. Xacto knife or scissors
3. Green dye


## STEPS

1. Cut along edge.
2. Fold body so one side overlaps the other; consider sizing body up to your egg before taping!
3. Tape inside of body, then tape on shell and head wrap to egg.



# MICHELANGELO

FINAL RESULT




## MATERIALS

1. Double-sided tape
2. Xacto knife or scissors
3. Green dye

## STEPS

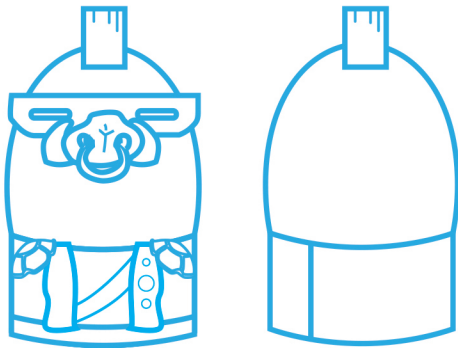
1. Cut along edge.
2. Fold body so one side overlaps the other; consider sizing body up to your egg before taping!
3. Tape inside of body, then tape on shell and head wrap to egg.





# BEBOP

FINAL RESULT

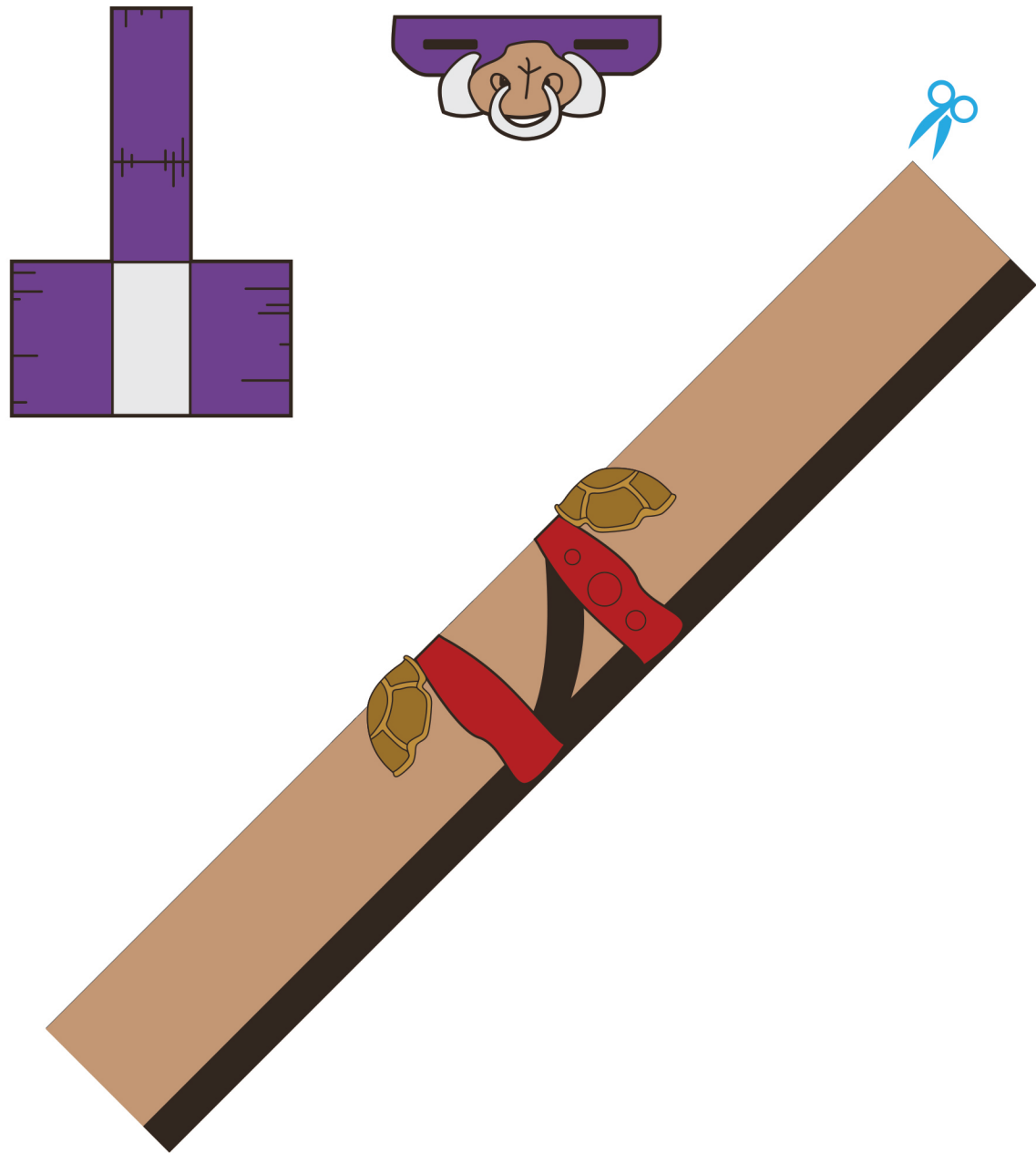


## MATERIALS

1. Double-sided tape
2. Xacto knife or scissors
3. Brown egg or dye a white egg to a color of your liking!


## STEPS

1. Cut along edge.
2. Fold body so one side overlaps the other; consider sizing body up to your egg before taping!
3. Tape inside of body, then tape on his glasses and mohawk.



# ROCKSTEADY

FINAL RESULT




## MATERIALS

1. Double-sided tape
2. Xacto knife or scissors
3. Tan egg or dye a white egg to a color of your liking!


## STEPS

1. Cut along edge.
2. Fold body so one side overlaps the other; consider sizing body up to your egg before taping!
3. Tape inside of body, then tape on Rocksteady's head to the egg.



# APRIL O'NEAL

FINAL RESULT

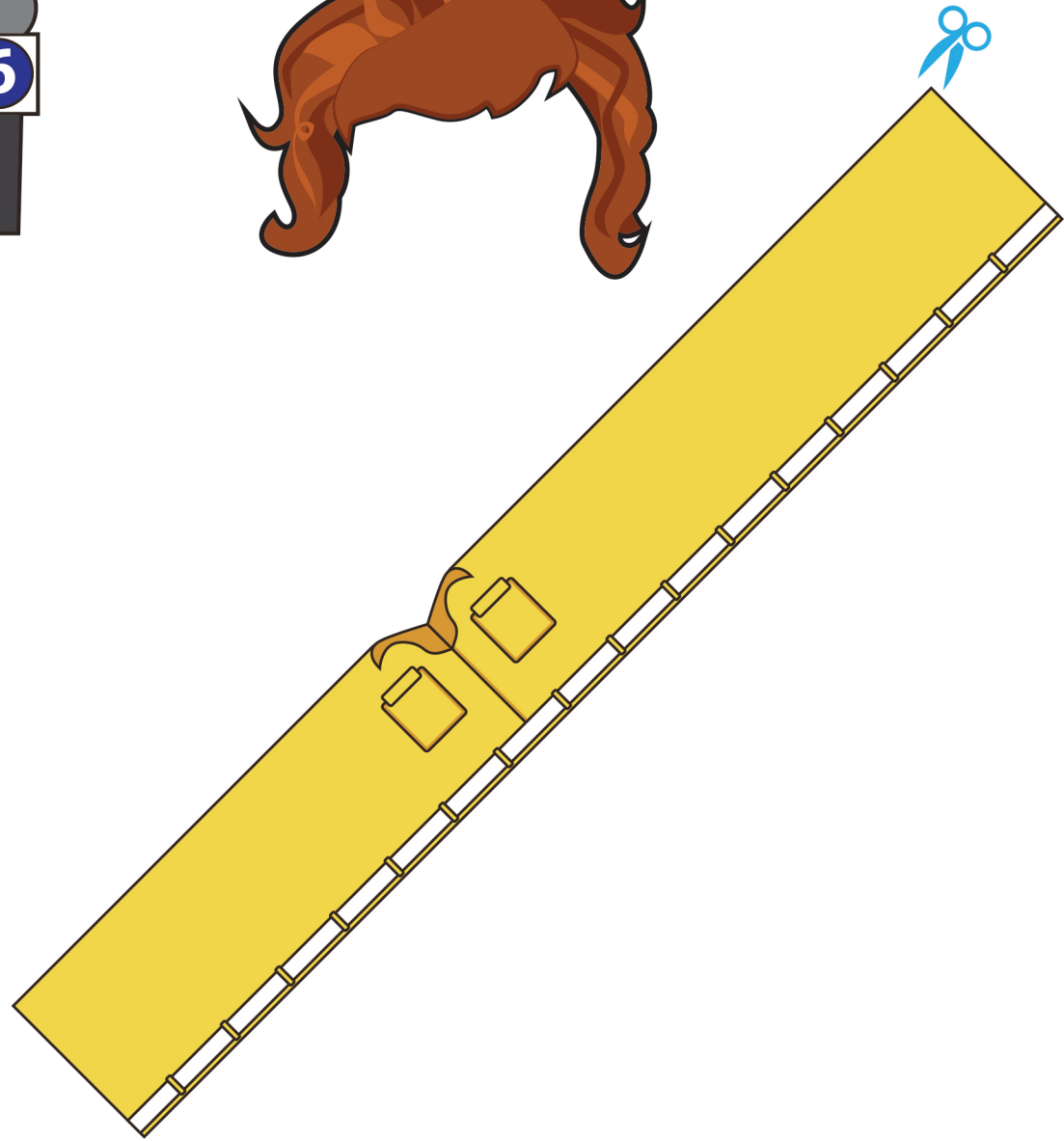


## MATERIALS

1. Double-sided tape
2. Xacto knife or scissors
3. Yellow dye

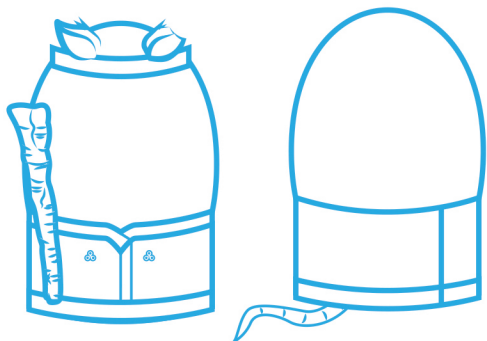
## STEPS

1. Cut along edge.
2. Fold body so one side overlaps the other; consider sizing body up to your egg before taping!
3. Tape inside of body and add accessories.



# SPLINTER

FINAL RESULT




## MATERIALS

1. Double-sided tape
2. Xacto knife or scissors
3. Tan egg or dye a white egg to a color of your liking!


## STEPS

1. Cut along edge.
2. Fold body so one side overlaps the other; consider sizing body up to your egg before taping!
3. Tape inside of body, then tape his ears in place.



# KRANG

FINAL RESULT

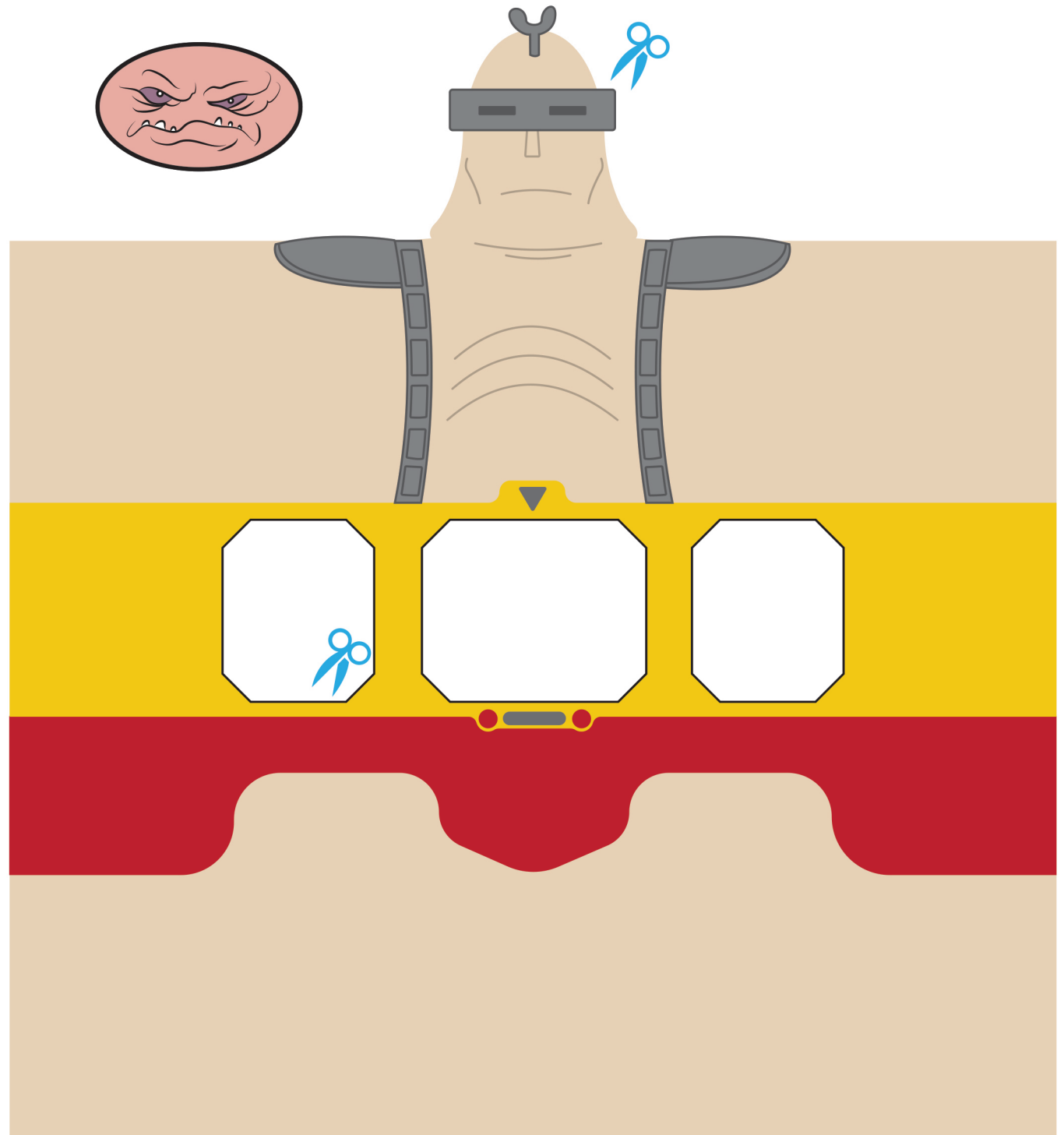


## MATERIALS

1. Double-sided tape
2. Xacto knife or scissors
3. Pink dye

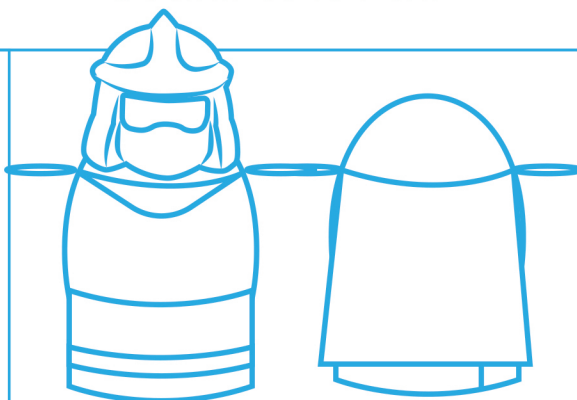
## STEPS

1. Cut along edge and center cutouts.
2. Fold body so the egg is nested in the middle of body. One side overlaps the other; consider sizing body up to your egg before taping!



# SHREDDER

FINAL RESULT



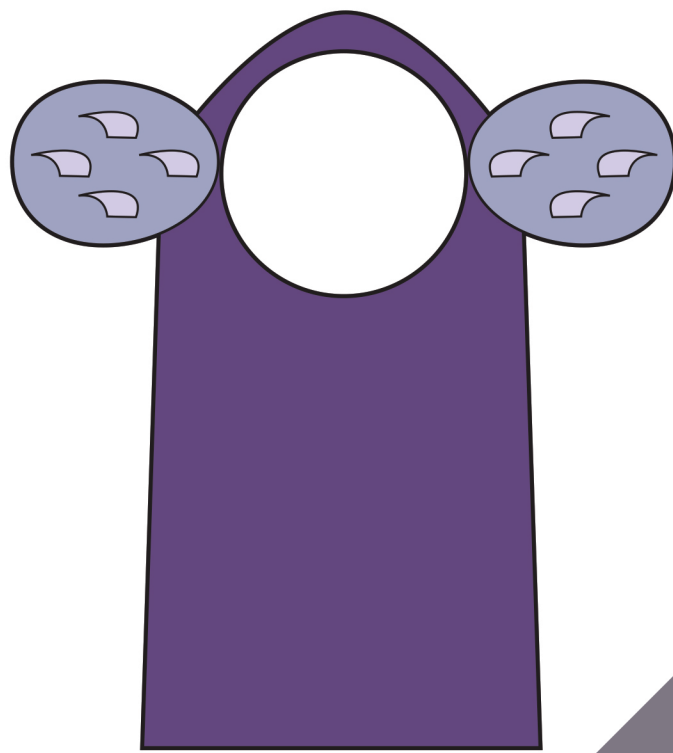


## MATERIALS

1. Double-sided tape
2. Xacto knife or scissors
3. Tan egg or dye a white egg to a color of your liking!


## STEPS

1. Cut along edge.
2. Fold body so one side overlaps the other; consider sizing body up to your egg before taping!
3. Tape inside of body, then tape his headpiece and armor in place.



# CASEY JONES

FINAL RESULT




## MATERIALS

1. Double-sided tape
2. Xacto knife or scissors
3. Blue dye

## STEPS

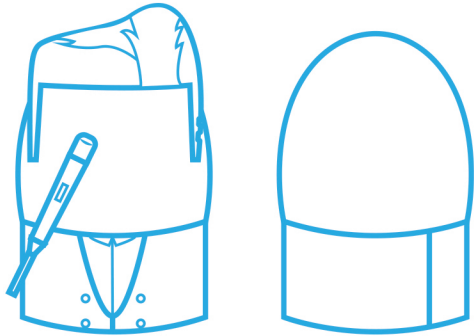
1. Cut along edge.
2. Fold body so one side overlaps the other; consider sizing body up to your egg before taping!
3. Tape inside of body, then tape Casey's face and bag on the egg.





# VANILLA ICE

FINAL RESULT



## MATERIALS

1. Double-sided tape
2. Xacto knife or scissors
3. Leave the egg white

## STEPS

1. Cut along edge.
2. Fold body so one side overlaps the other; consider sizing body up to your egg before taping!
3. Tape inside of body, then tape on hair to the egg.

